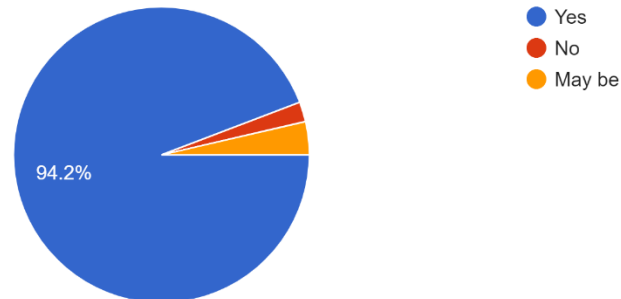


Students' Feedback Analysis Report for the Session 2020-21

1. Are you satisfied with curriculum prescribed for your course?

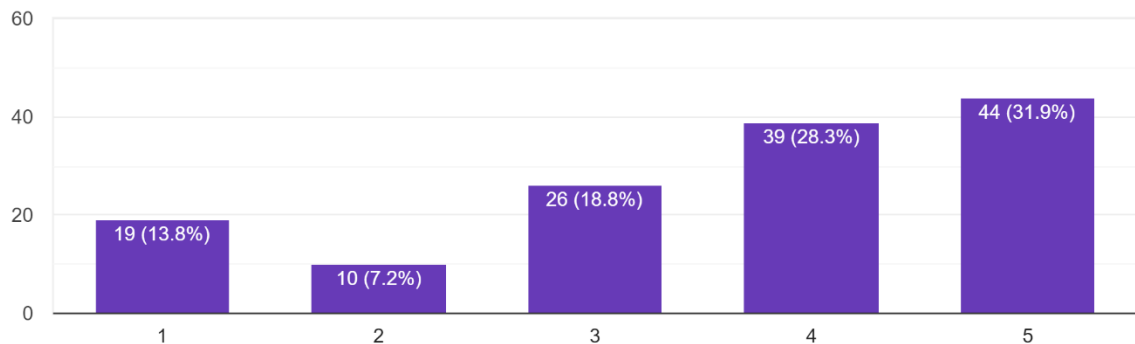
138 responses



Analysis: As per the survey it was found that 94.2% of the students were satisfied by the prescribed curriculum.

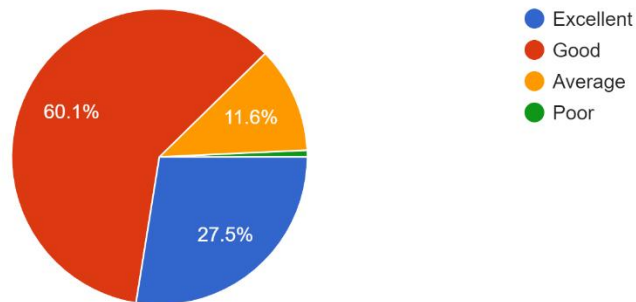
2. The course objectives were clear

138 responses



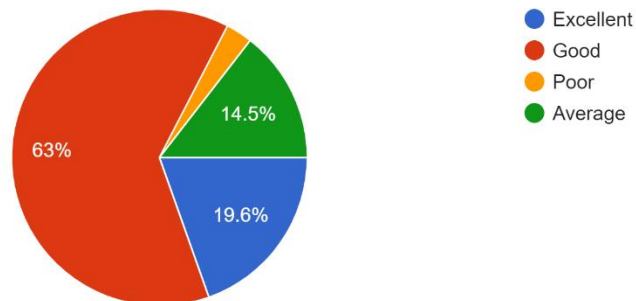
Analysis: It has been analyzed that almost 21% of the students were not clear about the objectives of the course. Therefore, the main focus would be to clear the objective of the course at the beginning of the session.

3. Depth of syllabus content is
138 responses



Analysis: The survey suggested that almost 60.1% of the students believe that depth of syllabus content is good.

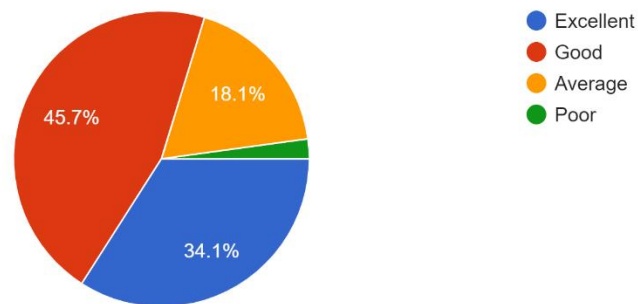
4. Rate the size of syllabus in terms of load on the student.
138 responses



Analysis: 63% of the students agreed that the rate of syllabus in terms of load on the student is good. However, 14.5% of students rated it average.

5. What is your opinion about library holdings for the syllabus of your course ?

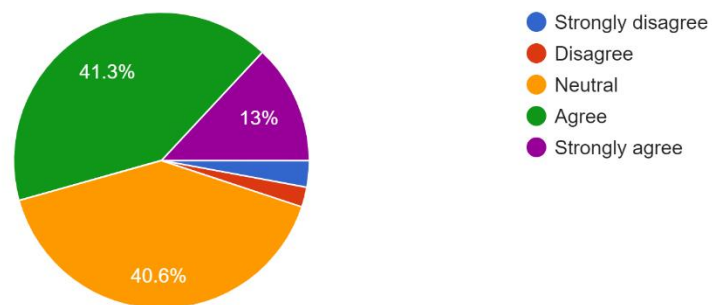
138 responses



Analysis: It was analyzed from the data obtained that 34.1% and 45.7% of the students find library holdings for syllabus to be excellent and good respectively.

6. The evaluation process is fair.

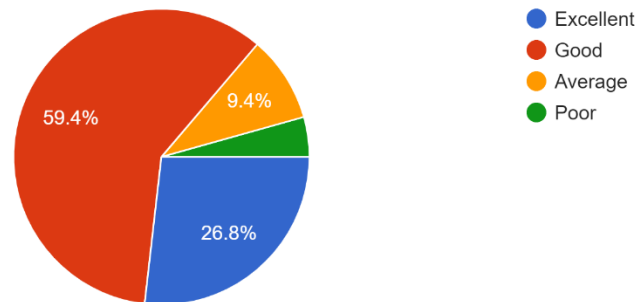
138 responses



Analysis: 41.3% of the students agreed upon fair evaluation process.

7. What is your opinion about syllabus of practical subjects?

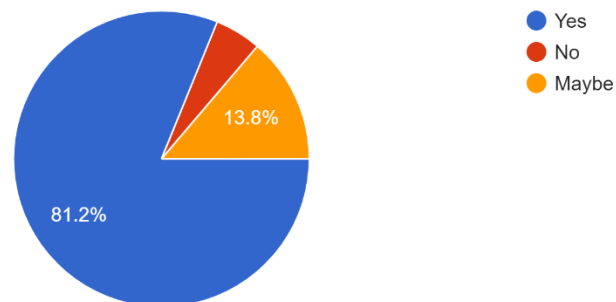
138 responses



Analysis: On analyzing the data it was found that 59.4% students agreed that syllabus of practical subject is good. 28.8% of students find the syllabus of practical subject excellent.

8. Do you find assessment tools adequate (Assignments, Test, Quiz)?

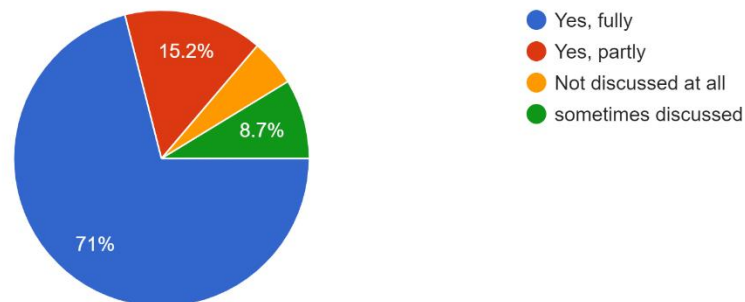
138 responses



Analysis: The survey suggested that 81.2% find the assessment tools are adequate for evaluation.

9. Were your assignments discussed with you?

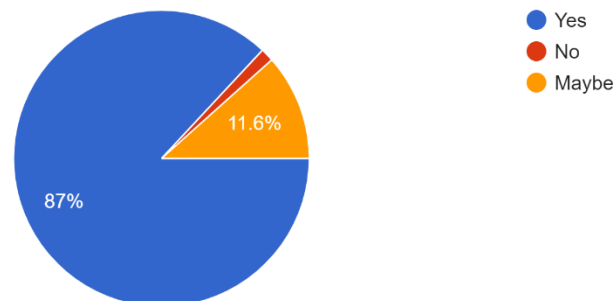
138 responses



Analysis: Out of 138 students who participated in survey, 71% of the students agreed upon that the assignments were discussed with them.

10. Do you think the class teachings will be helpful for the growth in your career?

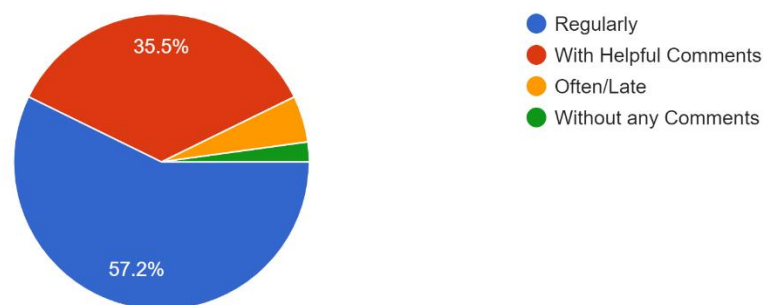
138 responses



Analysis: 87% of the students find the class teaching helped in their career growth.

11. How often the teacher provided feedback on your performance?

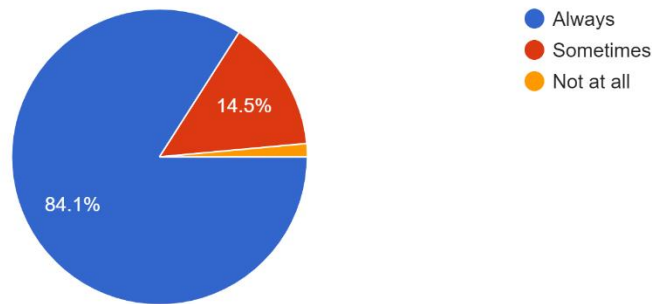
138 responses



Analysis: On analyzing the responses of 138 students, it was found that 57.2% of the students said that teachers regularly provided feedback on their class performances.

12. How far the teacher encourages student participation in the class activities?

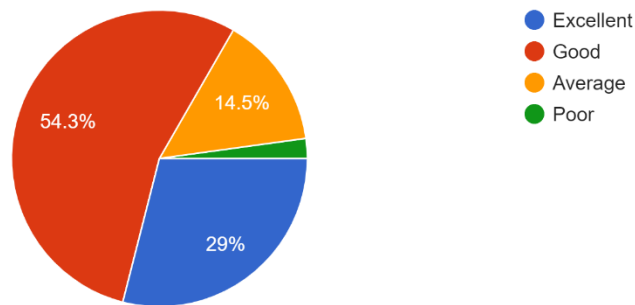
138 responses



Analysis: The analysis of the responses obtained by the students suggested that 84.1% of the teacher encouraged students to participate in class activities.

13. Rate the institution's laboratory and equipment adequateness for practical exposure.

138 responses



Analysis: Out of 138 responses, 54.3% of the students find laboratory infrastructure to be good. However, 14.5% of students were not satisfied with the practical exposure.

